



Valves for the Power Industry

Critical Service Solutions



Critical Service Valve Applications

ValvTechnologies' valves are built to withstand the most severe applications. High-temperature, high-pressure, high-cycling, abrasive, corrosive and caustic media have all been considered in the design of our product line.

LP Feedwater System

- Feed water inlet isolation
- Feed water outlet isolation
- Bypass isolation
- Shell side vents
- Shell side drains
- Level control isolation
- Manual dump to condenser
- Shell side instrument isolation
- Instrument Isolation

HP Feedwater System

- BFP recirc isolation
- BFP discharge isolation
- BFP turbine above and below seat drains
- Feedwater heater isolation inlet and outlet
- Feedwater heater bypass
- Shell side water level control isolation/heater drain
- Feed water drains
- Shell side drains and vents
- Instrument isolation

Boiler System

- Economizer drains and vents
- Water wall header drains and vents
- Mud drum blowdown
- Steam drum gauge/sight glass isolation
- Start-up, drum level control
- Steam drum continuous blowdown and block
- Steam drum instrument isolation
- Secondary superheater header drains and vents
- Secondary superheater instrument isolation
- Primary superheater header drains and vents
- Primary superheater instrument isolation
- Reheat superheat header drains and vents
- Reheat superheat instrument isolation
- Reheat spray isolation
- Electronic relief valve and isolation

Sootblower System

- Sootblower header isolation
- Sootblower control valve isolation
- Sootblower control valve downstream block
- Sootblower header crossover isolation
- Individual sootblower isolation
- Sootblower drains
- Instrumentation

Hot and Cold Reheat Steam Lines



- Drains and vents

Turbine Steam and Extraction System

- Main steam drains
- Main steam stop before and after seat drains
- Main steam turbine isolation, double block and bleed
- Main steam attemperator/superheat/reheat spray isolation
- HP turbine bypass
- Turbine drains
- Extraction steam isolation
- Extraction steam drain valves

Combined Cycle/Co-Generation


- BFP recirc
- BFP recirc isolation
- HP economizer drains/vents
- IP economizer drains/vents
- LP steam drum drains/vents
- HP/IP drum pressure and level transmitter instrumentation
- Saturated steam isolation
- Steam drum gauge/sight glass isolation
- Superheater drains/vents
- Hot reheater and main steam isolation drains, vents
- Electronic relief valve
- Main steam start-up vent
- Main steam attemperator/superheat spray isolation
- Turbine bypass system
- Fuel gas heat exchanger
- Instrument isolation
- Emergency gas valve isolation



V Series Metal Seated Ball Valves.

The flagship of the ValvTechnologies' product line

ValvTechnologies' design features are the implementation of extensive industry experience.



1 Integral metal seat.

With our patented HVOF RiTech® coating technology, the integral seat in ValvTechnologies' valves is resistant to the attack of abrasive and corrosive production applications.

2 Body seal ring.

ValvTechnologies employs a field proven seal ring technology to ensure sealing under all operating conditions, up to 1400°F. The body seal ring is loaded at a pressure higher than 20,000 psi. In addition, valves sized 3" and above contain a secondary Grafoil® seal to further guarantee reliability.

3 Patented coating process.

The sealing surfaces are overlaid with tungsten or chromium carbide using our HVOF RiTech® coating process. These surfaces have a hardness of 68 - 72 Rc to provide uninterrupted operation in the most severe conditions with zero-leakage.

4 Live-loaded gland area.

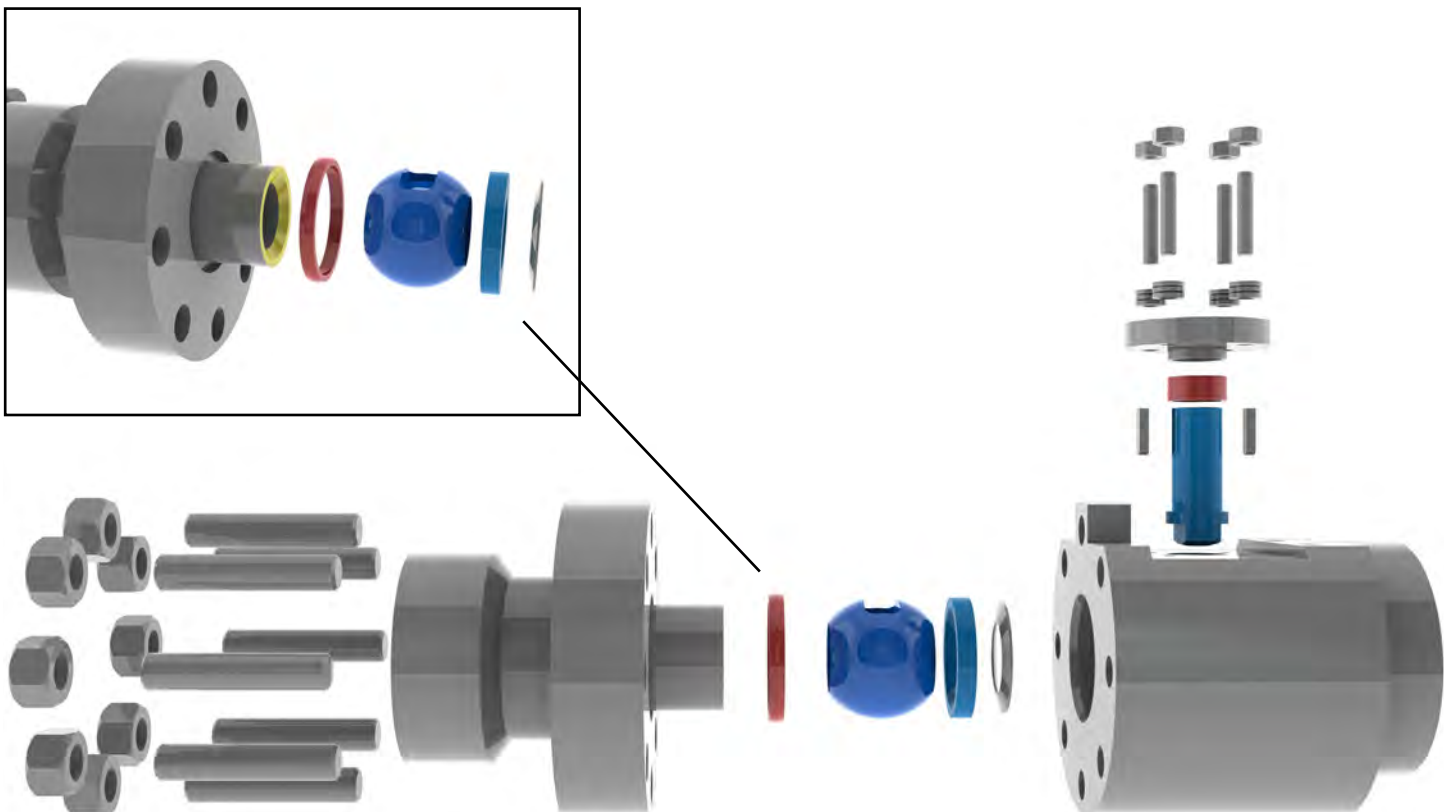
The V Series' sealing design features a four stud, live-loaded assembly designed for heavy industrial applications. The sealing material is high purity Grafoil® surrounded by stainless steel wire mesh anti-extrusion rings. The six Belleville® springs (per stud) provide constant load pressure through extreme thermal shocks and prevent wear leaks in high-cycle service.

5 Blow-out proof stem.

ValvTechnologies' design utilizes a one-piece, hard-coated, blow-out proof stem that is inserted through the inside of the body cavity eliminating the possibility of blow-out through the gland area. There are no pins, collars or other devices used to retain the stem in the valve body.

V Series Key Performance Features and Benefits

Features	Benefits
Guaranteed zero-leakage shut-off	Enhanced process safety
Quarter-turn operation - readily automated	Increased safety, ease of operation, reduced space requirements
Metal-by-metal seat	Good for highly abrasive service, resistant to solids, reduced maintenance costs, minimum downtime
Custom engineered	Process optimization
Dimensions to ANSI B16.10	Interchangeable with equivalent valves
Single piece anti-blow-out stem design	Enhanced personnel safety
Certified to use in SIL-3 and SIL-4 loops	Enhanced process safety
Live-loaded gland system (four-stud design)	Reduced emissions
Stem fugitive emissions per ISO 15848-1 Class B	Reduced emissions, enhanced process safety
Fire safe certification: API-607/API-6FA	Enhanced process safety
Protected seat design	Reduced maintenance costs, minimum downtime
Live-loaded seats	Low-pressure sealing
No elastomers or thermal plastics	Long field life
Double block-and-bleed capable	Enhanced process safety





V1-1 - 3/8" Bore

Compact, light-weight design

- 1/4 - 3/4" (3/8" bore)
- ANSI/ASME Class 900 - 4500



V1-1

Forged, high-pressure valves

Four-year, zero-leakage guarantee*

- 1/4 - 4"
- ANSI/ASME Class 900 - 4500



V1-2

Flanged, low-pressure valves

- 1/2 - 36"
- ANSI/ASME Class 150 - 600



V1-3

Small bore, low and intermediate pressure investment cast valves

Four-year, zero-leakage guarantee*

- 1/2 - 2"
- ANSI/ASME 150 - 600



V1-4

Large bore, high-pressure valves

- 4 - 36"
- ANSI/ASME Class 900 - 4500

*Four-year warranty in steam and water applications



Products

IsoTech® (Parallel Slide Gate Valves)

Seat-Protected Valves



Technical Data	
Pressure class	ASME/ANSI class 300 - 4500
Sizes	6 - 36"
Materials of Construction	Carbon steel Alloy steel Stainless steel Duplex steel Exotic alloys
In compliance	ASME B16.34 PED N & NPT - Nuclear Authorized
End connections	Buttweld - standard
Options	Various bypass configurations, actuator mounting

Receive in-line valve repairability in large-diameter, high-energy piping systems with the ValvTechnologies' IsoTech®. Proven precisely right for steam and feedwater applications, the IsoTech® offers our rigorous four-year guarantee, in steam and water applications, against leakage and low-cost maintainability.

Bonnet Area

- Sufficient mechanical bolting to ensure the seal does not relax during periods when the system is not pressurized
- High seal reliability
- The bonnet does not have to be forced into the valve bonnet throat to allow for the segment rings to be removed

Gland Area Packing

- The stem and gland are hard faced and polished
- The packing has 316SS woven wire mesh anti-extrusion rings top and bottom and Grafoil® center ring
- Proven, superior, multiple Belleville® spring stacks
- Live-loaded stuffing box

Disc and Seat Area

- Discs and seats have been overlaid with the same carbide overlay (68-72 RC) as its counterpart, the ValvTechnologies' metal-seated ball valve
- Seats are several magnitudes harder than Stellite VI, typically (34-38 RC)
- Lapped to achieve a bubble-tight seal under all pressure conditions, including vacuum
- The large spring load ensures a high initial seal, and the line pressure increases the sealing

Back Seat Area

- The back seat is coated with chrome carbide (typical hardness 68-72 RC) and polished to achieve a bubble-tight seal

Electronic Relief Valve (ERV)

Electronic Operated Relief System



Technical Data	
Pressure class	ASME / ANSI class 150 - 4500
Sizes	1/2 - 12"
Materials of Construction	Carbon steel Alloy steel Stainless steel Duplex steel Exotic alloys
In compliance	ASME B16.34 PED N & NPT - Nuclear Authorized
End connections	Buttweld - standard RF
Options	Various control packages available, integral isolation

The ERV package combines ValvTechnologies' zero-leakage isolation valve with electronic controls to monitor and regulate system pressure. Whether in a capacity relieving function requiring the ASME V-stamp or simply in an over pressure protection application, the ERV provides reliable protection for standard safety valves in many industries.

Features

- Repeatable tight shut-off, high precision reliability
- Zero-leakage guarantee comes standard
- The optional integrated isolation valve eliminates the need for a costly field weld
- Specially engineered for easy adaptation to existing control suites

Standard ERV Package Valve

- Designed to exhaust to atmosphere or into a closed system (superheater bypass)
- Flexibility with both manual and automatic pressure relief of a pressurized system
- Available with complete controls or can utilize existing controls

Actuator Options

- Pneumatic actuation is customary to the ERV
- Multiple actuator relief options – air, spring, hydraulic, AC/DC electric, failsafe and failsafe last position – extend applicability throughout plant or site

ERV Control Box

ValvTechnologies' new compact, lightweight control box operates in much the same way as the old but integrates many improvements including better environmental performance, simplified wiring and control, set point programmability and fault indication.

- Enclosure: NEMA 4X, stainless steel
- Auto manual function: Automatic + DCS auto
- DCS Function: Dry contact
- Fault indication: Yellow LED
- Pressure transmitter: 4-20mA
- Calibrated by PLC interface





Control Valves.

Xactrol® Control Valves

Tight Shut-off, High-pressure Let-down



Technical Data	
Pressure Class	ASME / ANSI Class 900 - 4500
Sizes	1/2 - 36"
Materials of Construction	Carbon steel Alloy steel Stainless steel Duplex steel Exotic alloys
In Compliance	ASME B16.34 PED N & NPT - Nuclear Authorized
End Connections	Socketweld - standard Buttweld - standard RF
Options	Single stage pressure drop, continuous blowdown, multi-stage pressure drop, actuator mounting

From simple, minimum or normal flow control to a full rangeability over a wide range of pressure drops and conditions, we have the solution for you. The Xactrol® Mark I is designed for minimum or normal flow control conditions as required in a large number of flow control applications. In addition to normal flow control the Mark II design has a second flow port which is designed to handle continuous flow conditions. For applications where high-pressure drops are required, the Mark III design comes with a series of upstream pressure reducing plates to meet the toughest of applications.

Features

- Tight shut-off, high-pressure let-down combination
- MSS-SP-61 or better
- Reduces velocity
- Liquids - eliminates cavitation and flashing
- Gases - eliminates erosion and vibration/noise
- Smaller envelope than comparable globe valve
- Higher Cv than comparable globe valve

Control Options

- Mark I - high-pressure and/or erosive service
- Mark II - high-pressure and/or erosive service with the addition of a required continuous minimum flow
- Mark III - high ΔP liquid applications where cavitation and flashing are a concern, high ΔP gaseous applications where fluid is flowing at sonic velocity



Specialty Valve and Actuator Solutions.



ValvXpress®

Quality and dependability in one package - guaranteed

ValvXpress® is perfect for customers who demand quick delivery of a zero-leakage automated valve solution for severe service steam and water applications. The package includes the superior quality of the V1-1 valve and ValvTechnologies' actuator, backed with the best four-year guarantee in the industry. ValvXpress® pre-engineered, automated packages are compact, robust and ready to ship.

Pre-engineered package includes:

- 1/2 - 4" metal seated V1-1 ball valve
- Socket weld and butt weld end connections
- A105, F22, F91 body materials
- ANSI/ASME Class 900 - 4500 pressure classes
- Valve operating conditions to 1400°F (760°C)
- High-cycle pneumatic rack and pinion actuator
- High-cycle mounting hardware
- Limit switch with position indicator - 2-SPDT, quick set cam, IP67, NEMA 4/4X
- NAMUR solenoid - 110V/120V, 230V, 24VDC coils
- Filter/regulator with gauge
- Retainer prevents stem driving into ball



ValvXpress® Actuator

The actuators utilize a rack and pinion design which provides constant torque output in a compact package. The torque output is proportional to the air supply pressure. Twin horizontally opposed cylinders incorporate piston guides to ensure engagement between the rack and pinion.

- Hard anodized body with high-temperature Viton® seals
- Maximum working pressure 142 psi/10 bar
- Maximum working temperature 320°F/160°C

Specialty Solutions



Technical Data	
Pressure Class	ASME / ANSI Class 150 - 4500
Sizes	4 - 24"
Materials of Construction	Carbon steel Alloy steel Stainless steel Duplex steel Exotic alloys
In Compliance	ASME B16.34 PED, N & NPT - Nuclear Authorized
Standard End Connections	Buttweld RF
Options	Various control packages available, Integral isolation

Keep gas turbine and heat recovery system generators (HRSG) online in the event of a steam turbine trip with ValvTechnologies' TBS. Purposefully designed for the new generation of combined-cycle power plants, our TBS combines the proven Xactrol® severe service control valve design with a state-of-the-art de-superheating control system.



Rhinoite® Hardfacing

Provides bottom-line cost savings

The Rhinoite® process uses a specially formulated tungsten carbide pellet made to a predetermined chemistry. It is applied by a patented metal inert gas (MIG) welding process onto a large variety of base metals using various types of weld wires. The process is a two layer application.

The process can be adapted to all service environments, in any wear application: erosion, corrosion, adhesion and high-temperature applications (2200°F). Rhinoite® hardfacing has been a proven leader of hard metal overlay on elbows, t-sections and choke tubes in chemical plants and refineries for a decade with zero failures. The Rhinoite® hardfacing weld process focuses on minimizing loss of production time by wearing five to seven times longer than bare metal. Rhinoite® hardfacing overlays can be completely refurbished after years of service, reducing overall material and maintenance costs.



Innovative Cycle Isolation Measurement

ValvPerformance Testing™

Cycle isolation eliminates energy losses attributable to poorly performing or leaking steam, water cycle isolation valves

ValvTechnologies encourages end users to apply the principles of asset management to their installed valve population. The ValvPerformance Testing™ program, or cycle isolation measurement, utilizes next generation acoustic monitoring instruments to help customers monitor valve performance. These tools allow predictive and preventative maintenance programs to be fine tuned for very large or very small valve populations. Providing cycle isolation services can be as simple as performing a valve survey, or as comprehensive as the management of all valve work during your next outage - from erecting scaffolds to repairing, installing, welding and stress relieving.

Program highlights:

- 1-4% in plant system efficiency increase
- Verifiable and quantifiable leakage results.
- Best-in-class valve leakage diagnostics
- Predictive maintenance savings vs. scheduled maintenance activities
- Overall reduction in maintenance costs
- Target only high-value, fast-payback repairs and replacements
- Ease of execution
- Fast results with minimum effort
- Non-intrusive to plant operations

Valves for the Power Industry.



ValvTechnologies, Inc. is a global leader in the design and manufacturing of flow control devices. Founded in 1987 and headquartered in Houston, Texas, ValvTechnologies remains focused on helping customers meet their daily production and process challenges safely and efficiently.

Having built a global reputation for superior quality and dependability across multiple industries, ValvTechnologies' products are designed to exceed both the standard and most sophisticated, severe-service processes application requirements. ValvTechnologies meets the demands for total flow control solutions, whether one valve at a time, or system-wide.

Bringing together the best people and the latest in technological design and manufacturing processes, ValvTechnologies has created an atmosphere where quality and dependability are built into every product, start to finish.

Worldwide Office Locations

Headquarters & Manufacturing
ValvTechnologies, Inc.
5904 Bingle Road
Houston, Texas 77092 U.S.A.
Telephone +1 713 860 0400
Fax +1 713 860 0499
info@valv.com.

To locate a distributor or satellite office near you, visit us online at: www.valv.com.

To contact sales anywhere in the world, email sales@valv.com.

Australia
australia@valv.com

Brazil
brazil@valv.com

Canada
canada@valv.com

China
china@valv.com

Colombia
colombia@valv.com

Eastern Europe
poland@valv.com

India
india@valv.com

Japan
japan@valv.com

Korea
korea@valv.com

Malaysia
malaysia@valv.com

Middle East
middle.east@valv.com

Peru
peru@valv.com

Singapore
singapore@valv.com

Spain
spain@valv.com

United Kingdom
europe@valv.com